A close-up of a hand reaching out from a dark, starry background. The hand is positioned on the left side of the frame, with fingers slightly curled. The background is a deep black with numerous small, bright white stars, creating a cosmic or night sky effect. The lighting on the hand is soft, highlighting the texture of the skin.

"When schools tell students to
put technology away, it's
like asking a doctor to
save a life with one
hand tied behind
his back."

- Matt Miller @jmattmiller

www.bamradionetwork.com/quotED

E-safety Parent Workshop

Helping to keep your children safe online



Aims of the session

- GDPR update and how this affects you and your child in school.
- The current computing curriculum.
- Internet and gaming safety.
- Apps to help your child succeed in learning.

GDPR update

- Our new website is now up and running and the blogs are slowly being updated.
- Thank you for returning your slips about GDPR. Teachers may follow up to clarify the impact of your decision e.g. WOW moments, photos in the class, end of year photo, books at the end of the year.

E-Safety in the National Curriculum

The Computing Curriculum is divided into 3 strands:

Computer Science

Information Technology

Digital Literacy

E-Safety in the National Curriculum

Within the **Digital Literacy** strand, pupils will be taught to:

“use technology **safely** and **respectfully, keeping personal information private** and identify where to go for help and support when they have concerns about content or contact on the internet or other online technologies”.




Why Is it Important?

- Latest Ofcom research has shown that **91% of 5-15 year olds** live in a household with internet access and over a third of all 3-4 year olds are now accessing the internet in their homes.
- Children **age 5** have approximately **6.5 hours** of screen time a day.
- **57%** of children between 4 and 7 are **sleep deprived** and experts agree screens are only increasing this percentage.



Why Is it Important?

- How many 5-15 year olds have access to the internet?
- How many hours screen time does the average 5 year old have?
- How many children are sleep deprived due to increasing screen time?



Children Online

Potential Risks

- **Contact:** children can be contacted by bullies or people who groom or seek to abuse them
- **Content:** age-inappropriate or unreliable content can be available to children
- **Conduct:** children may be at risk because of their own behaviour, for example, by sharing too much information
- **Commercialism:** young people can be unaware of hidden costs and advertising in apps, games and websites

Children Online

Potential Risks

- Cyber bullying
- Grooming
- Access to inappropriate websites (via pop-ups)
- Losing control over pictures and video / Giving out too much information online
- Viruses, hacking and security

Hidden Risks of Gaming

- Many online games have communication features which allow their users to interact anonymously e.g. Minecraft (all devices) and World of Warcraft (PC).
- Cyberbullies may harass fellow gamers and online scam artists may promise virtual goods in an effort to get credit card information e.g. World of Warcraft.
- Some game consoles allow internet access as well, so it is important to be aware of their communication features.



<https://www.nspcc.org.uk/preventing-abuse/keeping-children-safe/online-safety/online-gaming-stay-safe-avoid-risks/>

Links to useful websites such as:
<http://www.askaboutgames.com/parental-controls/>

Parental Controls

Use parental controls and age ratings to limit of the types of game that your family play and how long they play for.

In addition to clear age rating symbols and descriptor icons, all of today's consoles and handheld gaming devices offer parental controls to help families keep track of the games they are playing and how long they play for. Setting these up not only offers parents a greater degree of control but provides families an opportunity to agree how they will play games. This can then be implemented on each system automatically.

For instance, you may wish to set a certain amount of time that can be played each day. Doing this will automatically stop a game once the time has elapsed. In a family setting this can be a good way to avoid arguments about when to stop playing.

Setting up these parental controls differs for each system and is often updated after a particular console has been released. It is therefore important that you update your hardware with the latest updates, by connecting to the internet via your home wireless or wired connection.

The following links offer guidance to set-up family settings on different systems:

- Consoles
 - [PlayStation 3](#)
 - [PlayStation 4](#)
 - [Xbox 360](#)
 - [Xbox One](#)
 - [Wii](#)
 - [Wii U](#)
- Handhelds
 - [DSi/DSiXL](#)
 - [3DS XL](#)
 - [PS Vita](#)
 - [PSP](#)
- Smart Phones and Tablets
 - [iPhone/iPad](#)
 - [Android](#)
 - [Blackberry](#)

Poll

How do you choose video games?

- ☐ Advice from friends
- ☐ PEGI ratings
- ☐ Advertisements
- ☐ Online reviews
- ☐ Printed reviews

VOTE

[View Results](#)

Resources

- [Games Rating Authority](#)
- [Family Gaming Videos](#)
- [PEGI](#)
- [Parental Controls](#)
- [Age Ratings](#)
- [Consoles: Xbox 360, Xbox One, PS3, PS4, Wii U, Wii, 3DS, Vita](#)

Great tips and guides for parents/carers:




Minecraft: a parent's guide

Minecraft is one of the most popular games, but it's not always easy to know how to keep children safe while they play the game. We can help you know the risks of Minecraft so you can keep children safe.

[Read more](#)

Tips for Parents



- Keep the computer in a high-traffic area of your home.
- Establish limits for which online sites children may visit and for how long.
- Remember that Internet technology can be mobile, so make sure to monitor mobile phones, gaming devices, and laptops.
- Surf the Internet with your children and let them show you what they like to do online.
- Know who is connecting with your children online and set rules for social networking, instant messaging, e-mailing, online gaming, and using webcams.
- Check the browser search history on a regular basis.


Communication is Key



- **Be a part of their online life**; involve the whole family and show an interest. Find out what sites they visit and what they love about them.
- No filter or parental controls tool is 100% effective, and many of the risks that young people face online are because of their own and other's behaviour.
- **Create a family agreement** for internet use, such as on <http://www.childnet.com/resources/know-it-all-for-parents/kiafp-cd>

Discussion Starter Ideas

- What are your favourite things to do online?
- What is personal information? Why should you keep it private?
- What could you do to be safer online?
- What would you do if anyone online asked to meet you face-to-face?
- Besides me, who do you feel that you can talk to if you are in a scary or uncomfortable situation?
- How many people do you have on your buddy/contact list(s) and who are they?
- Have you ever chatted with someone you did not know in real life? What kinds of things did you talk about?
- Do you know how to block others in chat rooms and Instant Messenger? Can you show me how to do this?



Go to <http://www.netsmartz.org/InternetSafety> for further examples.

Useful Websites/Resources


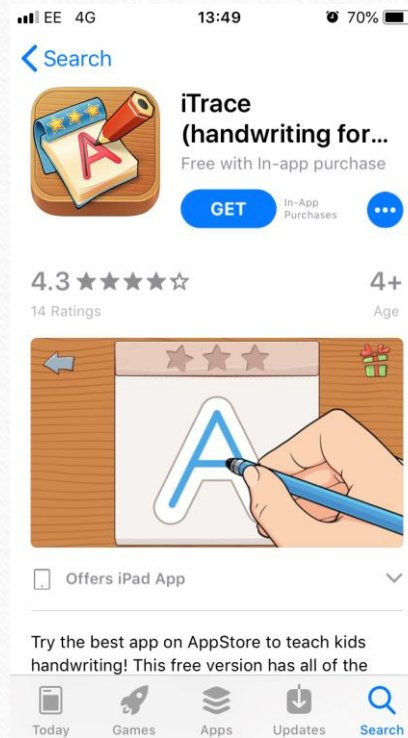
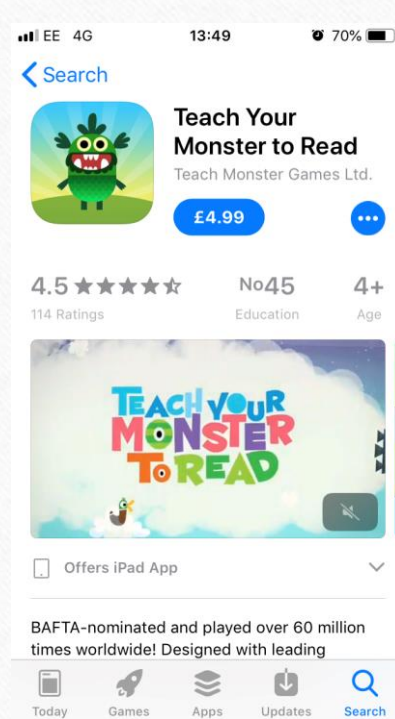
- <https://www.thinkuknow.co.uk/parents/>
- <http://www.saferinternet.org.uk/advice-and-resources/parents-and-carers>
- <http://www.childnet.com/parents-and-carers>
- <https://www.nspcc.org.uk/preventing-abuse/keeping-children-safe/online-safety/>
- <http://www.kidsmart.org.uk/parents>
- <http://www.netsmartz.org/Parents>

What to do if your child sees inappropriate material online

- **Don't overreact** if your child tells you about something they have seen. You might feel shocked and angry but by dealing with it calmly your child will know they can turn to you again.
- **ALWAYS keep records** of abusive messaging.
- **Report** abusive or inappropriate behaviour to the website and if serious, to the police. **Keep the school informed too.**
- If you come across illegal content, such as images of child abuse, you can report this to the **Internet Watch Foundation** at www.iwf.org.uk.



Useful Apps to help with learning!



Please feel free to take some leaflets...



The slides will be available
on our school website, along
with any links and
information mentioned