

Expectations and
Guidance
to our Remote
Education
for Children and
Parents/Carers





Remote Education

We hope you have all enjoyed our online learning so far. It is about to get even more exciting. From next week we will be able to see each other which staff are really looking forward to and we hope that you will be too!

- ✓ Our remote learning will consist of a range of learning opportunities from across the curriculum. It will include a variety of learning methods including practical sessions, independent recording, interactive and online games, virtual live sessions and story times.
- ✓ Our home education planning will follow precisely the same sequence as face-to-face teaching of the curriculum. The teaching and learning sessions will run parallel at home and school so that the learning will be delivered in the same order whether you are at home or school full time or part time.
- ✓ Our high quality planning and resources will support the learning and will mirror those used in face-to-face teaching. These will be updated onto each class home learning page on our school website every Friday afternoon ready for the following week.
- ✓ Children working from home full time will receive 4 (Year R) or 5 (Year 1 and 2) class or small group timetabled live virtual sessions via Microsoft Teams each week. You will receive a further email from your class teacher explaining this further. It will include a timetable and log in details including a username and password for your child which you will need to use to gain access to your child's live virtual sessions each week.
- ✓ Year R children will be able to share their learning with staff via email, tapestry and during specific live virtual sessions, and your child will receive feedback from members of staff via email, telephone, or tapestry. We would love you to keep any completed learning so that your child can bring it to school when we return to normal.
- ✓ Year 1 and 2 children will be able to share their learning with staff via email and during specific live virtual sessions, and your child will receive feedback from members of staff via email or telephone. We would love you to keep any completed learning so that your child can bring it to school when we return to normal.

Remote Education Expectations

These expectations outline what we expect of our children and parents/carers during this national lockdown. These mirror the expectations of our children during lessons in school and are designed to ensure that the learning sessions run smoothly, are enjoyable for everyone and the children gain the most from each live virtual session.

Please share these expectations with your child:

- My parents/carers sure you have Microsoft TEAMS downloaded onto your device, prior to my first live session (See our TEAMS guide below).
- My parents/carers will check the appropriate home learning pages on the school website and Tapestry (year R) for weekly updated home learning lesson plans and new learning resources and supports.
- I will follow our school rules and **I will be ready, respectful and safe.**
- I will attend all of my live virtual timetabled sessions, I will make sure I am on time and I will try my hardest throughout the session.
- I will find a quiet spot away from distractions so it is easy for me to hear and focus.
- I will ensure my background is appropriate and as neutral as possible (please be mindful of what is visible behind you)
- I will make sure I am appropriately dressed and ready for learning (I will not still be in my pyjamas!)
- I will **only** use Microsoft Teams as directed by my teachers.
- During any live virtual sessions, my parent/carer must be present in the room or in the next room with the door open so they can see and hear everything that is happening during the live session. For some sessions I may need their help to support me with my learning.
- I will make sure I have my resources ready for my learning.
- I will use kind words and speak nicely to the friends in my group.

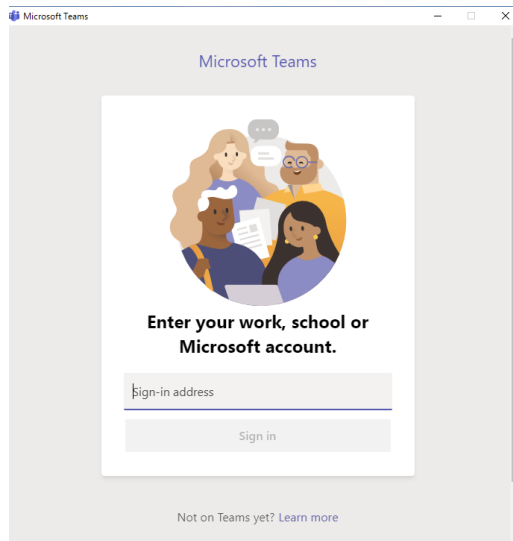
- I will not take photos of my screen or record online interactions in any way.
- My parent/carer will show me how to mute my microphone and how to 'pin' my teacher (see our Microsoft Teams guide below)

Resource List

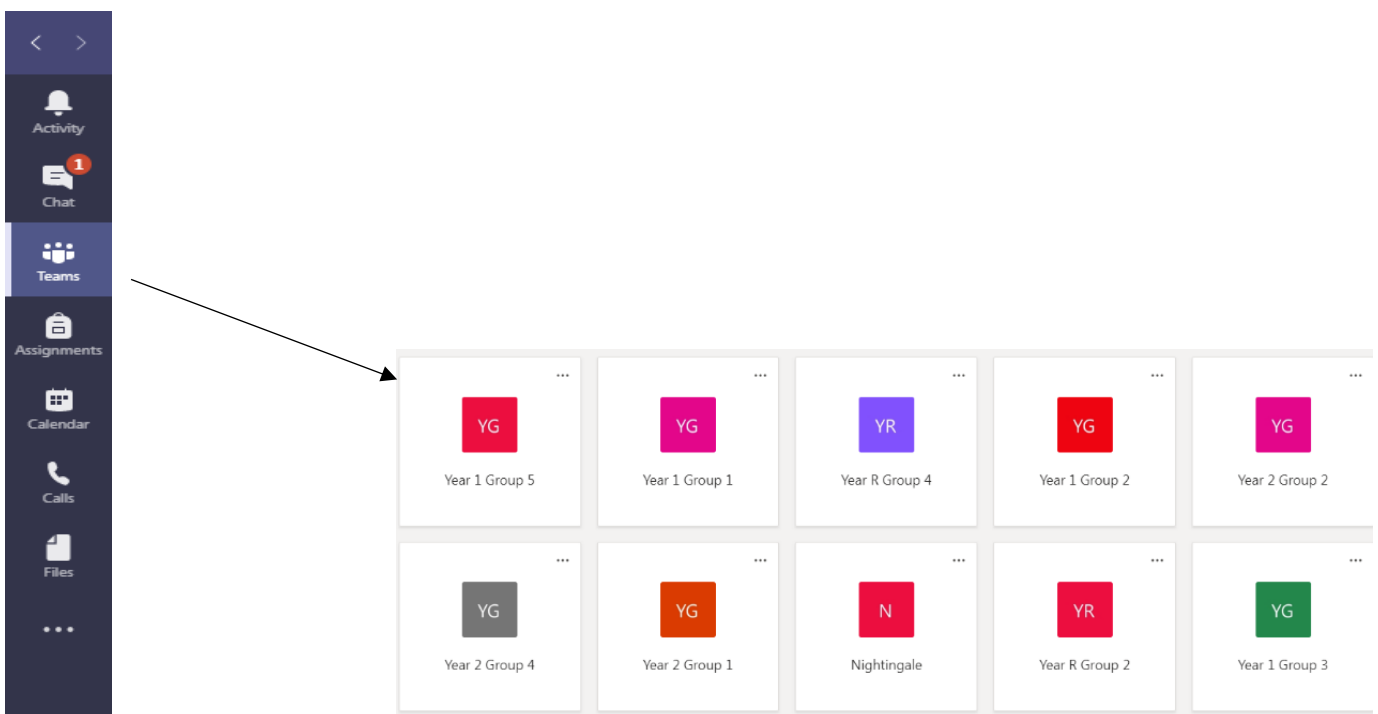
- Paper
- Pencil (ideally) or pen
- Counting objects for maths sessions (pasta/Lego, dice, coins etc.)
- Sound/word mats for writing sessions (these can be downloaded from the writing resources on your class home learning page).

Guide to Microsoft TEAMS

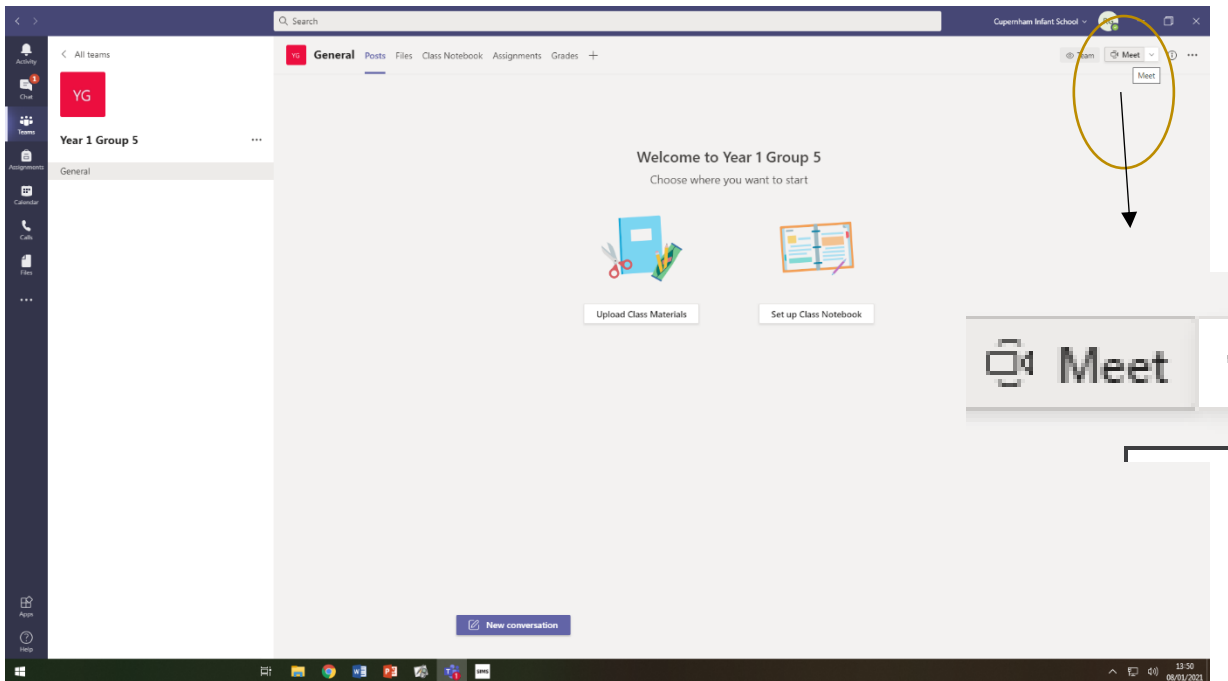
Sign in through your desktop or download the Microsoft Teams App.



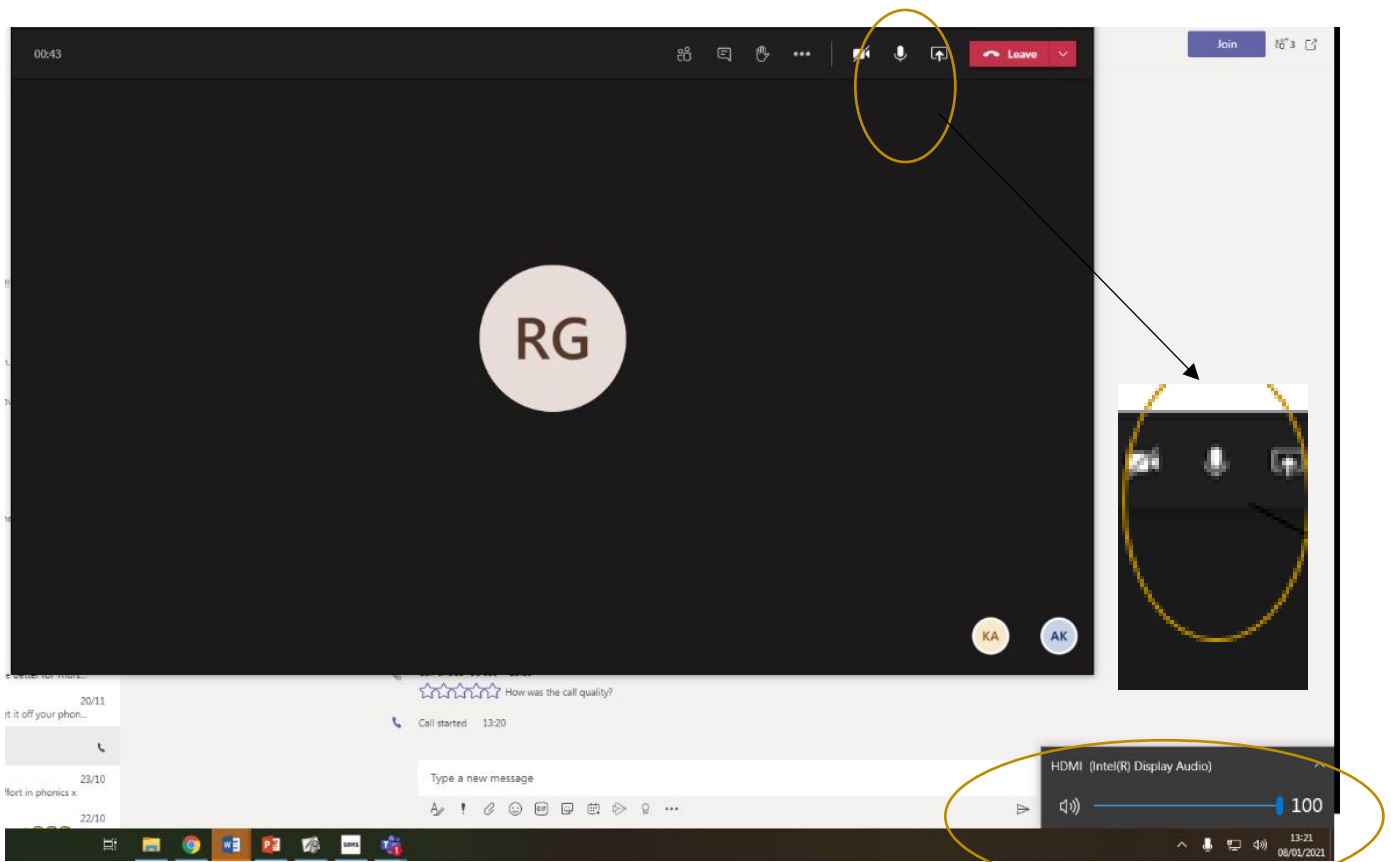
Sign in using the log in provided. e.g.18Jturski@cupernham-inf.hants.sch.uk Password: see details on email



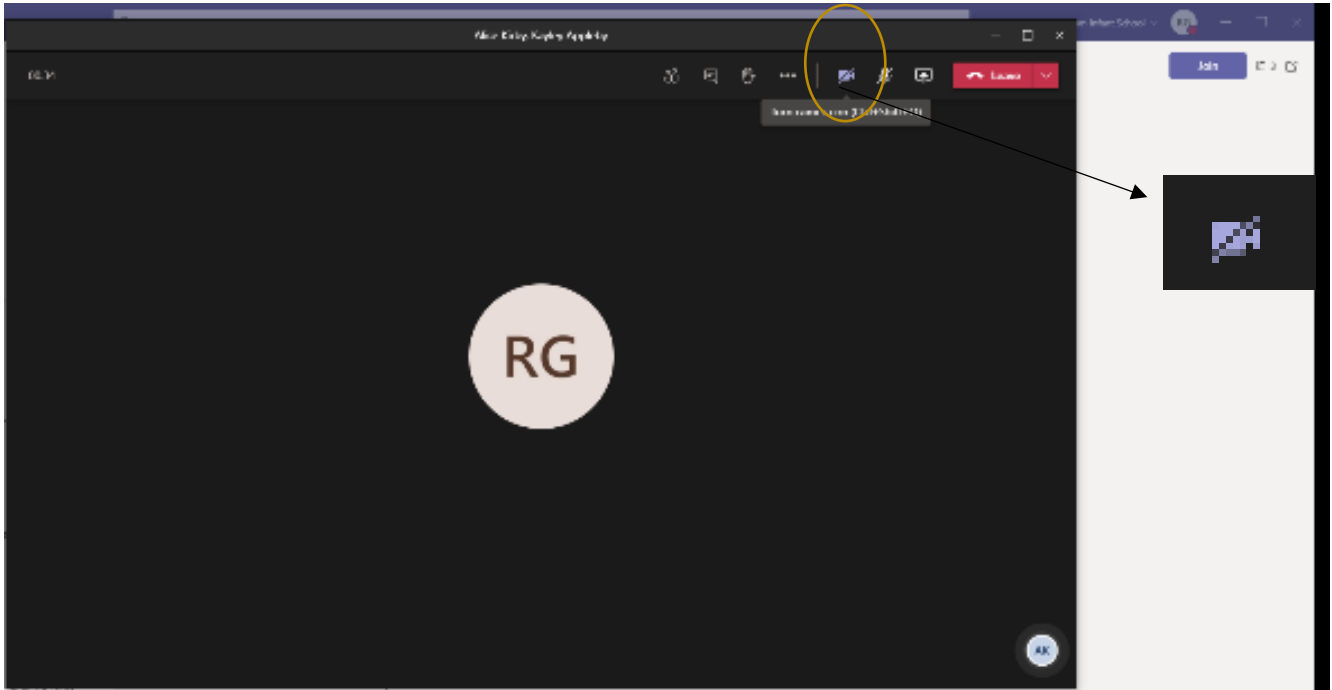
Find the teams icon on the toolbar and select your according to your timetable (specified in the email).



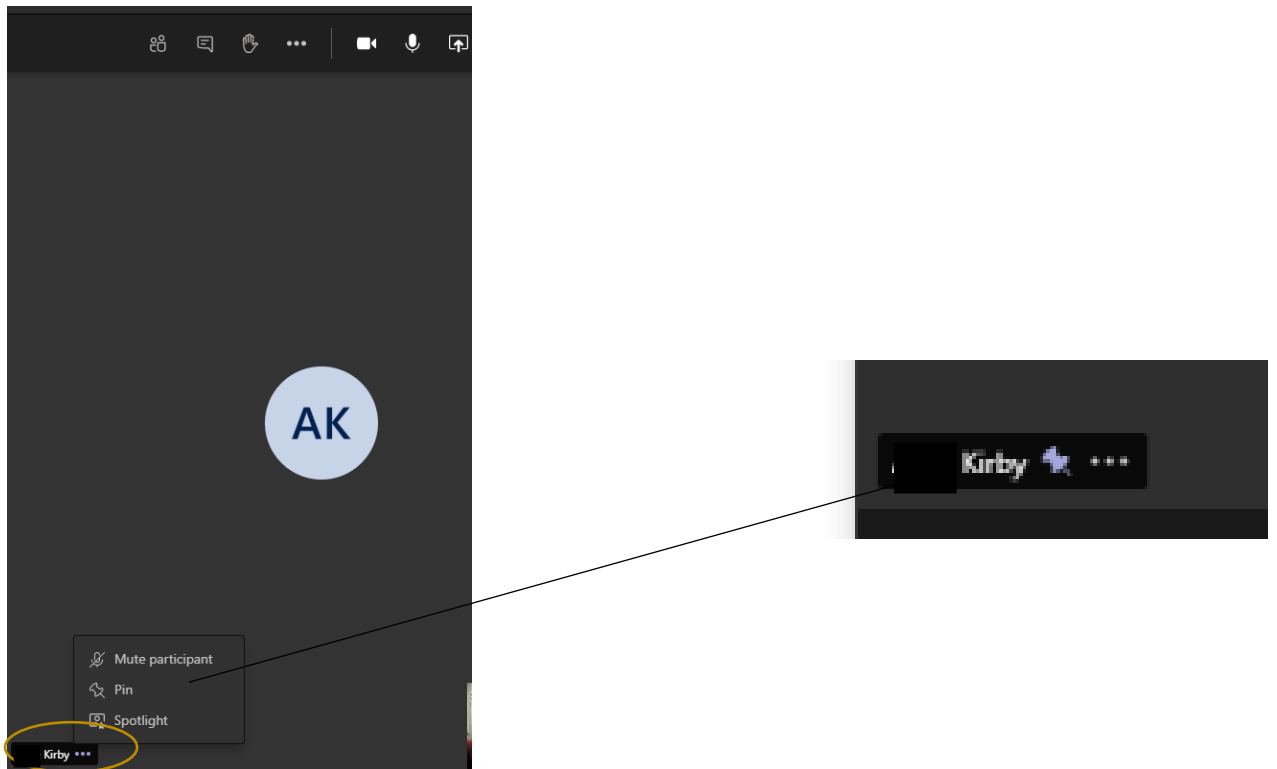
To join the meeting. Click on 'meet'



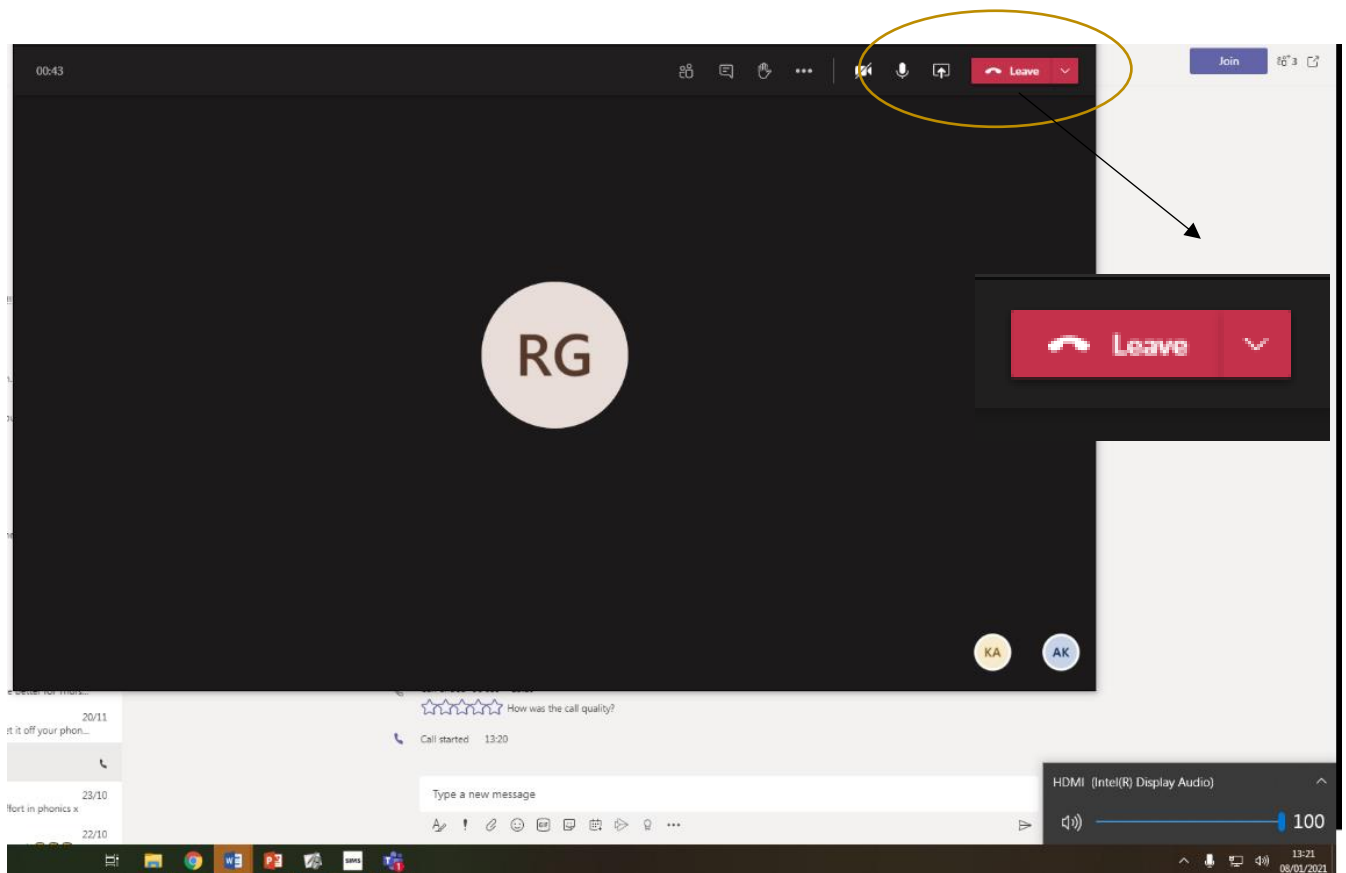
Click the microphone so you class teacher can hear you. Turn it off to mute yourself.



Click the video button to turn your camera on and off.



Pin your class teacher so that you can see the learning clearer. Your teacher's camera will fill the screen. Unpin to return to gallery where you can see your peers.



Leave the chat when it is finished by clicking 'leave'