

Multiplication and division at Cupernham Infant School

Key vocabulary for multiplication.

- Lots of
- Times
- Multiply
- Groups of
- Number family
- array

Key vocabulary for division.

- Divide
- Share equally between
- Group
- Equal groups of

Big Idea

Counting in steps helps us to group numbers. There are patterns in times tables e.g. 5 x table is half of the 10 times table. Multiplication and division are opposites.

Resources the children use in school.



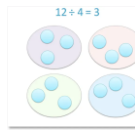
Numicon




Cubes



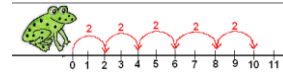
Money



Sharing/groups



Arrays



Number line



Recall

What the children will learn in Year 1

- Solve multiplication and division using practical resources.
- Represent multiplication and division using arrays.

What the children will learn in Year 2

- Recall multiplication and division facts for the 2, 5, 10 and 3 times tables.
- Show that multiplication can be done in any order.
- solve problems involving multiplication and division, using materials, arrays, repeated addition and mental methods.

Please see the 'Learning Support-Maths' videos section of our website to see how this looks to the children.

Some ideas to support learning at home.

Quick fire 2, 5
and 10 times
tables.

With a pack of
cards turn 2 over
and multiply them
together.

When
cooking or
around the
house ask
how many
groups you
could split
things up
into. "I have
6 sausages.
How could I
split them?"

Count in
number
families as you
go up the
stairs.

Play shops and
encourage them to
pay by counting up
money.

Share out items,
food or toys
practically.

Notice things around you that come
in sets. "Socks come in pairs. How
many socks would I have if I had 6
pairs?"

Websites to visit for interactive games:

<https://www.topmarks.co.uk/maths-games/5-7-years/multiplication-and-division>

<https://www.timestables.co.uk/games/>

http://www.familylearning.org.uk/multiplication_games.html