



Glorious Gardens

Glorious Gardens

Errol's Garden, The Very Hungry Caterpillar, Tad – The Tadpole

17th April – 26th May 2023

We will begin this topic by looking at the book Errol's Garden and finding seeds in our classroom! What are these? What will they become? We will learn about the life cycle of a plant, the parts of a plant and what a seed needs to grow. We will design our own dream garden and label the plants we wish to include. We will learn about the changing seasons and we will also learn about the life cycle of a sunflower plant and how we harvest seeds from them in Autumn.


Children will have an exciting visit from Bugfest who will bring along lots of creepy crawlies for children to meet and we will then have our very own class caterpillars to observe! Our little caterpillars are also very hungry, so we will make and eat fruit kebabs, writing down the ingredients and steps needed to create them.

Moving onto minibeasts we will explore our fantastic new pond by looking at the life cycle of Tad the Tadpole and comparing this life cycle to the caterpillar and sunflower.

Our Muddy Monday sessions will be King's Coronation themed as we will be making, ribbon sticks, a Union Jack and the king's self-portrait using red, white and blue mixed-media and natural objects!

Key Questions:

What does a seed need to grow? What is a life cycle? What plants would you like to grow? How did you feel when you held the creepy crawlies? What do you need to make a fruit kebab? How will you celebrate the King's Coronation?



Key Vocabulary:

Seeds, grow, garden, plant, soil, water, light, food, space, minibeasts, fruit, flower, vegetable, caterpillar, spider, insect, tadpole, frog, life cycle, seasons, Spring, Summer, Autumn, Winter, Garden Centre, King Charles, Coronation.

Useful Websites:

<https://www.bbc.co.uk/cbeebies/grownups/how-does-your-garden-grow>
<https://www.bbc.co.uk/cbeebies/grownups/7-tips-for-gardening-with-children>
<https://www.youtube.com/watch?v=wj98lFYBfEw>
<https://www.gardenersworld.com/plants/tips-for-gardening-with-children/>



Our WOW moments:

Class Caterpillars/ Planting seeds (vegetables, sunflowers and cress) and a marvellous mini-beast visit from BugFest!!

3





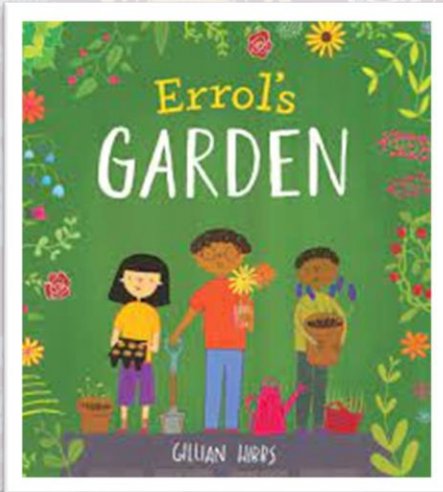
- Year R have really enjoyed welcoming our very own class caterpillars! The children have loved learning about the lifecycle of caterpillars and watching them grow and evolve into beautiful butterflies!



- We had a special visitor in to show us lots of different minibeasts. Nick from Bugfest, was super impressed with how careful and considerate the children were with the minibeasts. From our exciting visit, the children wrote fantastic sentences about their favourite minibeast! For example, "The millipede was very tickly!"

ADD A FOOTNOTE

Key Texts:

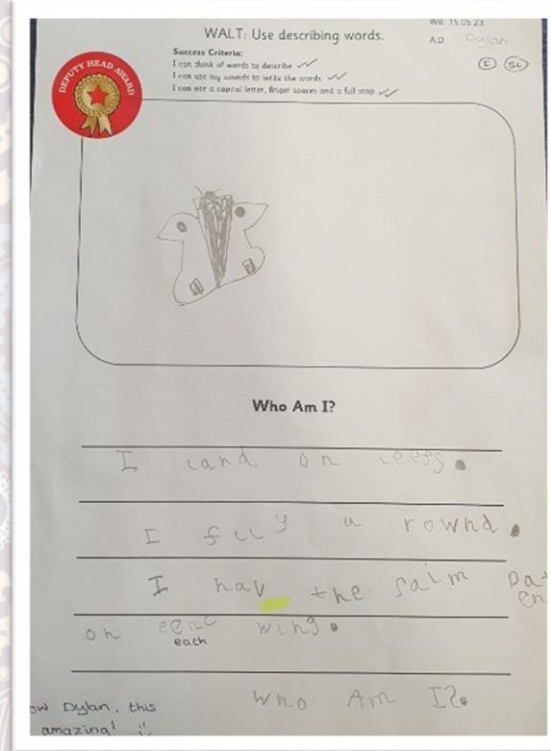
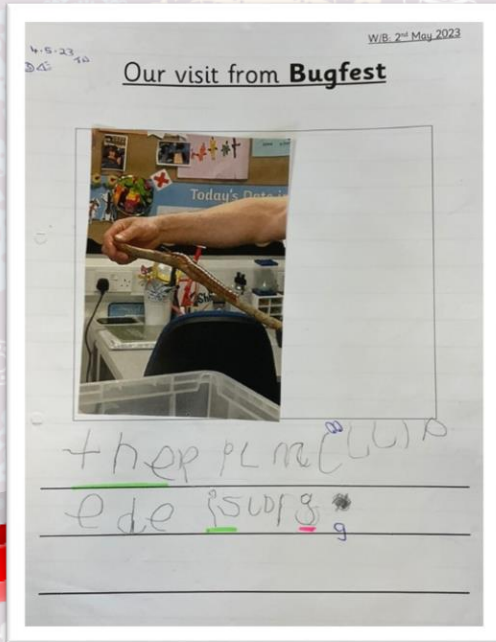


The children have enjoyed sharing non-fiction mini-beast stories too!!

Literacy

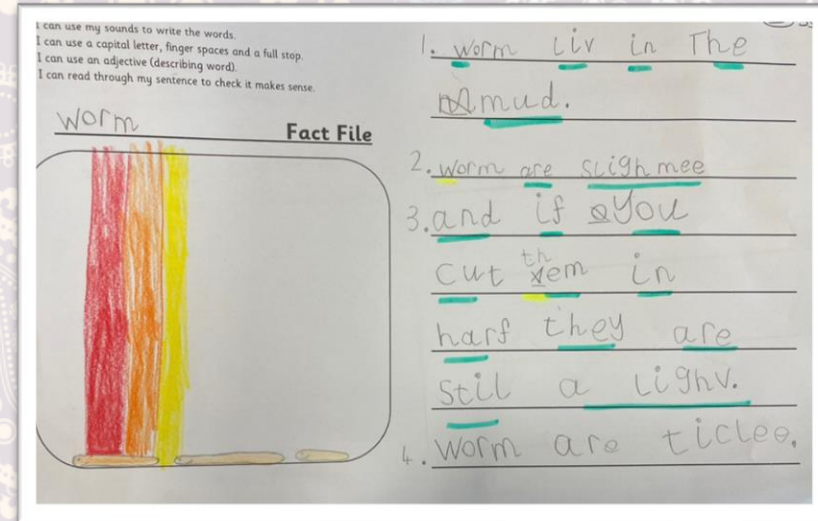
5

After our Bugfest visit, we wrote about our favourite part.



We really enjoyed writing our own 'Who Am I?' riddles. Can you guess which minibeast we are describing?


After learning lots about minibeasts, we wrote fact files about a chosen minibeast.



We loved exploring the story of 'The Very Hungry Caterpillar' and wrote out a part of the story.

Design and Technology

6



From reading 'The Very Hungry Caterpillar' we designed and made our own healthy fruit kebabs!



Art



We have explored the artists Van Gogh and Claude Monet. We enjoyed recreating the famous Sunflower painting and the Water Lilies painting.



Understanding The World

8



Each class had a special delivery...some little caterpillars. We watched them grow and develop into beautiful butterflies!



Going on minibeast hunts is one of our favourite things to do!



We enjoyed exploring the different types of seeds and planting them. We even made our own vegetable garden!

Home Learning



9



Users with the "See a download media button" permission can download these photos and videos

Notes

Jimmy was excited to see a snake on the way to school. He's been talking to us about how he has been learning about mini beasts. He asked if we can call the snake 'The Snake' so he's in our family!



Over the weekend Austin wanted to make a fact file on Pokemon. He decided to do it on Evee's and watched art hubs to help him draw her. He followed each step and did a really good job. We then looked up some facts on line and wrote them out before sticking everything down to look a bit like a Pokemon card.

The Elasmosaurus
 1. It had 72 bones in its neck. It was 14m long.
 It lived in the oceans.
 It was a slow swimmer.

Eliz chose the elasmosaurus dinosaur to write about. He wrote four facts. He used his dinosaur book to select his facts and then checked the book and used his phonics to spell the words. He did really well. He also practised addition and counting on using concrete objects.

Date: 19.05.2023

HOME LEARNING



Last Week

Last week we focused our learning on the story of 'The Very Hungry Caterpillar' and we all wrote a part of the story! We had a great time making our own healthy fruit kebabs. We used our senses to explore the fruits - what they looked like, sounded like, felt like, smelt like and how they tasted!
 In Maths, we developed our spatial reasoning. Here we looked at 2D shapes and made pictures with them. We also looked at some pictures and identified the shapes that we could see within the picture. We had the opportunity to explore the affects of manipulating and rotating shapes to fit into a puzzle.

This Week:

We have had a great time this week writing our own 'Who Am I' riddles. We will give you a clue...they are about minibeasts! We have been developing our vocabulary by describing the minibeasts to write little clues for our riddles.
 In Maths, we have been practising counting on from a given number (not always starting at 0). We have put this skill to use when answering addition calculations. We have practised counting on from the bigger number. E.g. 8+3 - we started at 8 and counted on 3 to find the answer of 11.

Next Week:

Next week we will be writing fact files about minibeasts. We will learn what a fact and opinion is and how it is important to just focus on the facts when writing a fact file. In Maths we will be learning about subtraction. We will explore how the number of objects gets smaller when some are taken away, moving on to working out how many objects are left in a group once a quantity has been taken away.

Phonics this week: This week we been learning how to read words with the suffixes -ing (jumping), -ed making the /t/ sound (bumped) and the /id/ sound (melted.) and -est (strongest).

Mathematics

Please encourage your child to count on from a given number. This could just be counting on until they reach 20 (or beyond) or using counting on to solve an addition problem. E.g. I have 9 blue cupcake cases and 5 red cupcake cases. How many cupcake cases do I have altogether? Encourage your child to identify the largest number and then count on from that number to reach the answer.

English

We would love to see some more fact files! The fact files could be about anything that your child is interested in. Perhaps a fact file on school, football, princesses, Bluey, anything! Just remember, it needs to be fact and not opinion!

Reading

Please continue reading frequently (at least three times a week) and recording in your child's reading diary. This could be a one word positive comment about your child's reading or a sticker to praise good effort. Please let us know if your child is having any difficulty. Thank you!

Please post any home learning onto Tapestry - Thank you 😊