

# Cupernham Infant School

## Board Diversity Data

**Report Date: 18/04/2024**

**A note on this report:** The data for this report was provided on the basis of consent and was accurate at the time of downloading (see date above).

The report only includes information for people allocated to the board's constitution.

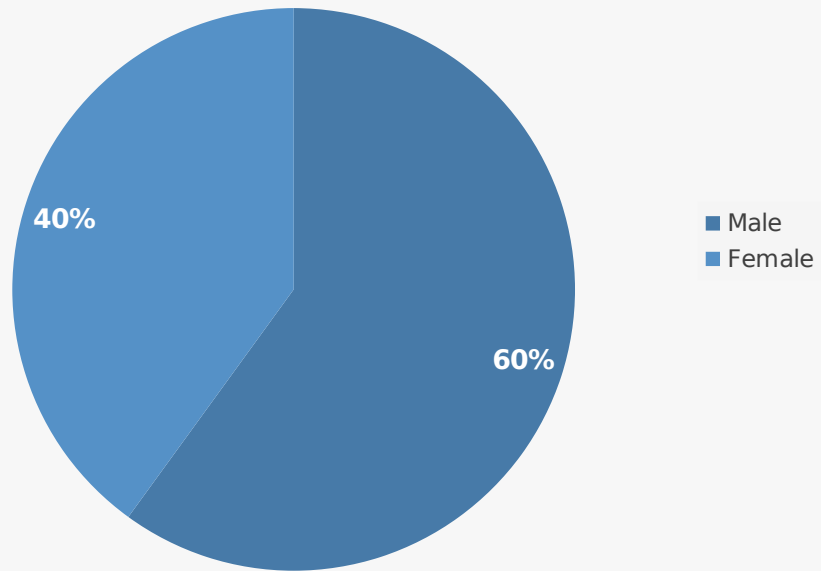
To ensure anonymity, the report will only be generated if a minimum threshold of members have filled in their personal information on GovernorHub. Data for each characteristic within the report will also only appear if a threshold has been reached.

Trust and Local Authority/Governance support service level reports will also be available for admins of these wider governance services.

For more information on **why** we are reporting on this data, **how** we are collecting it and how we are **keeping your data anonymous**, please visit our **[help centre](#)**.

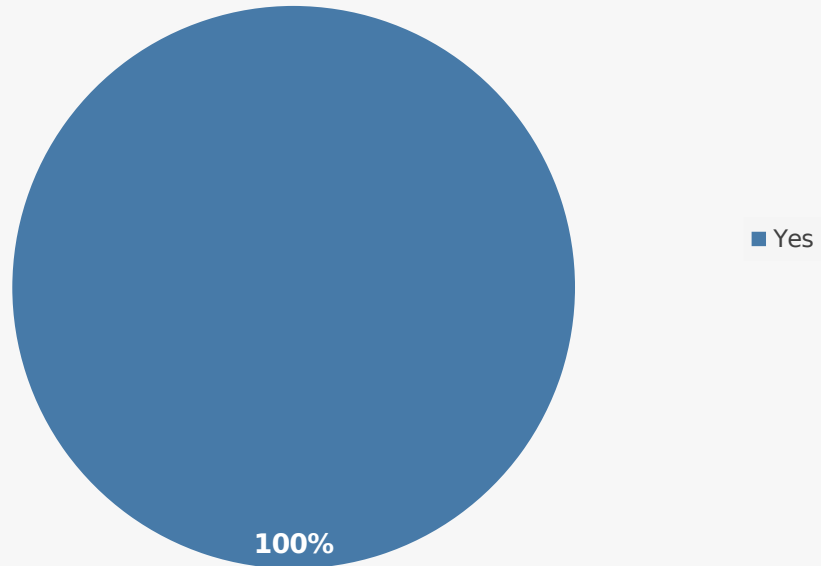


## What is your sex, as registered at birth?



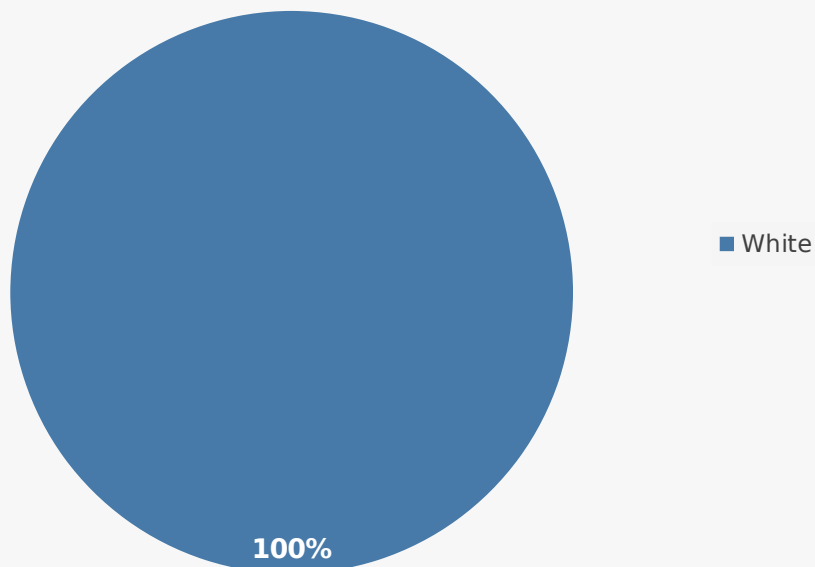
Gender	Percentage %
Male	60
Female	40

## Is the gender you identify with the same as your sex registered at birth?



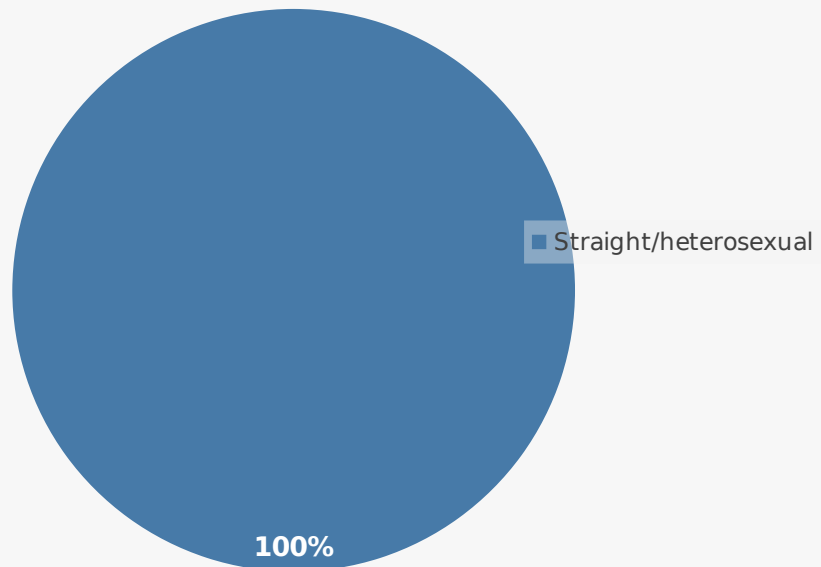
Same gender as at birth	Percentage %
Yes	100

## What is your ethnic group?



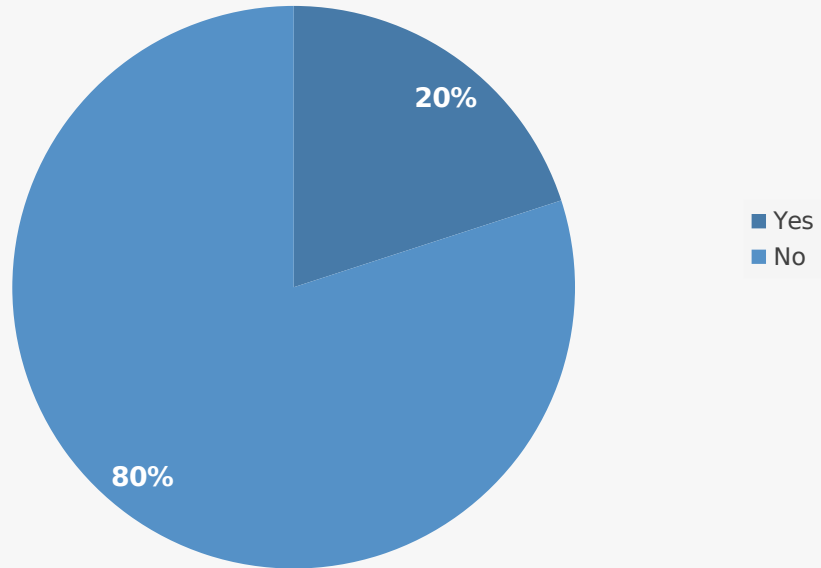
Ethnicity	Percentage %
White	100

## Which of the following best describes your sexual orientation?



Sexual orientation	Percentage %
Straight/heterosexual	100

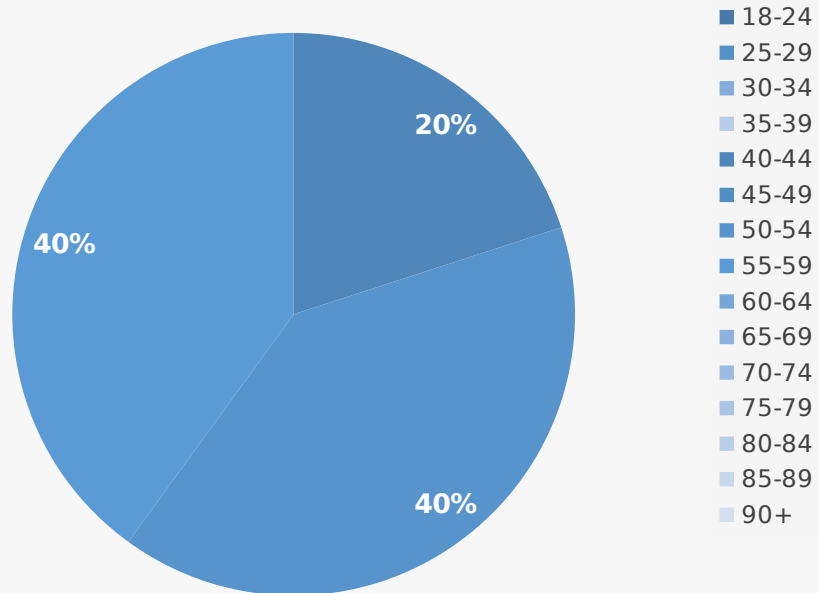
**Do you have any physical or mental health conditions or illnesses lasting or expected to last 12 months or more?**



<b>Longterm conditions</b>	<b>Percentage %</b>
Yes	20
No	80



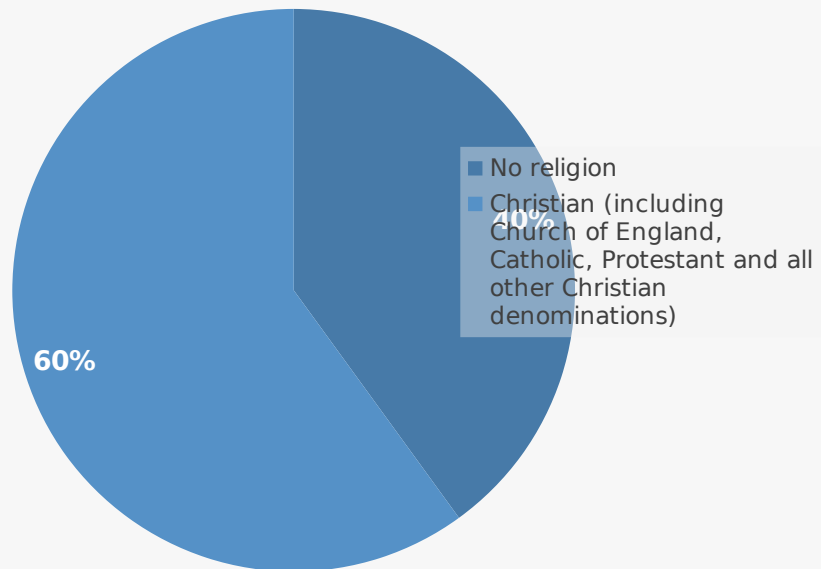
## Percentage of governors by age band



Age band	Percentage %
18-24	0
25-29	0
30-34	0
35-39	0
40-44	20
45-49	0
50-54	40
55-59	40
60-64	0
65-69	0
70-74	0
75-79	0
80-84	0
85-89	0
90+	0



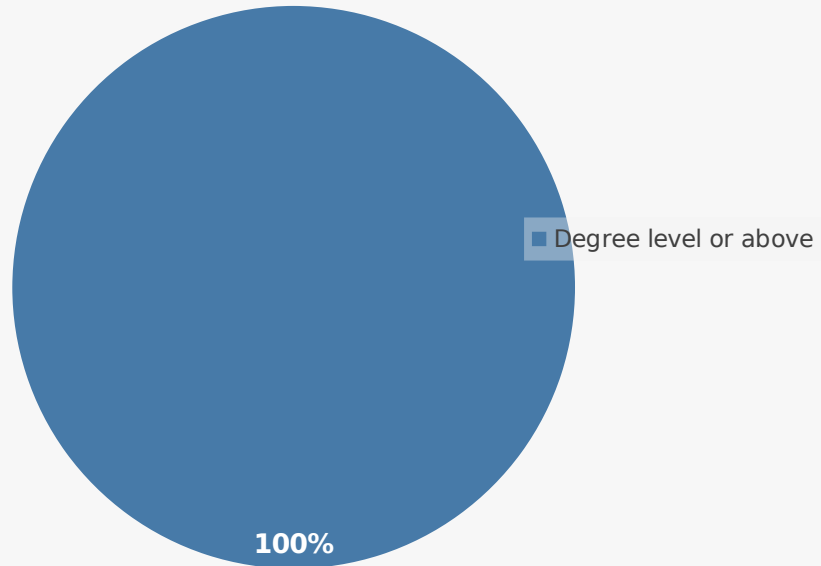
## What is your religion?



Religion	Percentage %
No religion	40
Christian (including Church of England, Catholic, Protestant and all other Christian denominations)	60



**What is the highest level of education qualification you have achieved (either in England, the wider UK or elsewhere)?**



Education level	Percentage %
Degree level or above	100